



Green Tier Legacy Community Annual Report 2017

Statement

Mission: To provide innovative, sustainable, and environmentally-friendly solutions in Village operations.

The Village of Bayside is pleased to be a Green Tier Legacy Community (GTLC) since 2013. Being a member of GTLC is an important component within improving our environmental performance.

2017 Sustainable Projects






- **Transportation**
 - Commuter bike routes identified and cleared
 - Eliminated parking minimums for non-residential districts
 - Develop and fully fund comprehensive maintenance program for existing roads.
 - Calculate lane-miles per capita for arterials and collectors, and show reductions
 - Any proposal to add lanes to a two-lane roadway shall be evaluated for a center turn lane, the preferred option over an expansion to four lanes.






- **Zoning and Development**
 - Identify priority areas for infill development, including those eligible for brownfields funding.
 - Zoning code includes mixed use districts

- **Natural Resource Management**
 - Adopt tree preservation ordinance per GTLC standards
 - Set a tree canopy goal and develop a management plan to achieve it
 - Have community tree canopy mapped

- Require trees to be planted in all new developments
 - Certification as Tree City USA
 - Certification as Bird City Wisconsin Community
 - Public properties and rights of way mown or cleared only for safe sightlines and/or to remove invasive species
- **Municipal Energy Use**
 - Establish a policy requiring that all major remodeling projects on municipal buildings result in the building receiving an ENERGY STAR score that is five points higher than the building's pre-remodel score.
 - Calculate annual government fleet use of motor fuels, in gallons of petroleum and biofuels, beginning with the fifth year before entering the program.
 - All new and renovated municipal buildings must meet LEED Silver or greater.
- **Storm Water Management**
 - Inventory all paved surfaces (e.g., by GIS mapping), and develop a plan for reduction
 - Work with commercial or light industrial businesses to develop storm water pollution plans
- **Water and Development**
 - Identify key green infrastructure areas during plan development and/or implement a plan to acquire and protect key green infrastructure areas
 - Replace concrete channels with re-meandered and naturalized creeks, wetlands, or swales
- **Waste Management and Reduction**
 - Community waste stream monitored at least annually. Waste reduction plan prepared and updated annually
 - Mandatory residential curbside recycling pickup that covers paper, metal cans, glass and plastic bottles
 - Develop a municipal collection program that encourages the diversion of food discards, yard materials, and other organics from landfills
 - Develop and promote programs that dispose of household hazardous, medical, and electronic waste
 - Use public education and outreach to promote recycling, backyard composting, product re-use and waste reduction
- **Healthy Community Planning**
 - Encourage pedestrian and bicycle site connections from front door of businesses or apartments to a public sidewalk and/or bike lane ensuring connections to all neighborhoods.


- Provide recreation programs for youth, adults, senior citizens and disabled persons.
- Adopt ordinances and programs to maintain a healthy housing stock (code enforcement, landlord licenses, volunteer program, truth-in housing disclosure before sale, etc.).
- Adopt an ordinance, including conditional use permits, on noise abatement for various zoning districts.
- Implement a wellness program for employees of the local jurisdiction.
- Establish partnerships to reduce waste pharmaceuticals generated in the community and to efficiently collect remaining wastes to prevent their abuse and entry into solid waste or wastewater.

 Sustainability Strategies Scoresheet		   						
This Sustainability Strategies Scoresheet is provided for numbers to track sustainability management strategies in transportation, energy, land use, water, waste, and health. This scoresheet is intended to be dynamic and flexible. In the spirit of continuous improvement toward superior environmental performance, suggested revisions to this scoresheet are always encouraged. (Approved May 2018)								
TRANSPORTATION DEMAND MANAGEMENT: Transportation demand management strategies aim to reduce GHG emissions and VMT by influencing change in individual behavior. These strategies encourage walking, bicycling, and transit as modes of transportation within a community and seek to curb the number and length of trips by vehicle.		Incent Community Name} Scores						
		2012	2013	2014	2015	2016	2017	2018
Bicycle and Pedestrian Programs/Projects								
2	Require bike parking for all new non-residential and multifamily uses.	0	0	0	0	0	0	
1	Set standards for placement and number (as function of intensity of use) for bike parking spaces.	0	0	0	0	0	0	
3	Commuter bike routes identified and cleared.	0	0	0	0	0	3	
10	League of American Bicyclists certification. (Bronze 5; Silver 7; Platinum 10)	0	0	0	0	0	0	
3	Funded and operating SRTS program (or functional equivalent) covering at least 10 percent of students.	0	0	0	0	0	0	
1	Conduct annual survey of students' mode of transport to school.	0	0	0	0	0	0	
Employer-Based Programs								
5	Require large employers seeking re-zoning to set a price signal (cash-out or charge).	0	0	0	0	0	0	
5	Require large employers seeking re-zoning to provide subsidized transit.	0	0	0	0	0	0	
5	Require large employers seeking re-zoning to provide a TDM plan that would reduce trips by 20 percent over business as usual.	0	0	0	0	0	0	
Traffic Volume								
3	Track VMT or traffic counts and report on efforts at reduction (including those on this list).	0	0	0	0	0	0	
3	Eliminate parking minimums from non-residential districts.	0	0	0	0	0	3	
5	Set parking maximums at X per square feet for office and retail uses.	0	0	0	0	0	0	
5	Scheduled transit service at basic level (hour peak service within half-mile of 50 percent of addresses).	0	0	0	0	0	0	
10	Scheduled transit service at enhanced level (half-hour peak service within 75 percent of addresses).	0	0	0	0	0	0	

 Sustainability Strategies Scoresheet		   					
TRANSPORTATION SYSTEM MANAGEMENT Transportation system management strategies aim to reduce GHG emissions and VMT by improving the overall performance of a transportation system. These strategies improve existing infrastructure, introduce new technology, and plan for the future of the system.							
Preservation and Improvement							
3	Develop and fully fund comprehensive maintenance program for existing roads	0	0	0	0	0	3
5	Charge impact fees for new roads	0	0	0	0	0	0
5	Calculate lane-miles per capita for arterials and collectors, and show reductions	0	0	0	0	0	5
5	Prepare a plan identifying disconnections in bike and pedestrian networks, prioritizing fixes and identifying potential funding sources for the most important projects.	0	0	0	0	0	0
5	Any proposal to add lanes to a two-lane roadway shall be evaluated for a center turn lane, the preferred option over an expansion to four lanes.	0	0	0	0	0	5
3	Identify four-lane roadways with fewer than 20,000 vehicles per day (AADT) and evaluate them for "road diets" with bike lanes or on-street parking	0	0	0	0	0	0
Electric Vehicles							
10	Electric vehicles in govt fleets - 2% of fleet=5 points, 5% of fleet=10 points.	0	0	0	0	0	0
2	Allow NEVs on appropriate roadways	0	0	0	0	0	0
2	Provide public charging stations	0	0	0	0	0	0
Vehicle Idling							
5	Banding (more than 5 minutes) with local government vehicles.	0	0	0	0	0	0
5	Banding (more than 5 minutes) community-wide.	0	0	0	0	0	0
ZONING AND DEVELOPMENT Zoning and development strategies work toward improving the overall environmental, economic, and social health of a community by promoting mixed-use and infill development, walkable neighborhoods, and an overall sustainable lifestyle.							
Infill Development							
5	Identify priority areas for infill development, including those eligible for brownfields funding	0	0	0	0	0	5
10	Create land bank to acquire and assemble priority infill sites	0	0	0	0	0	0




 Sustainability Strategies Scoresheet		   					
10	Develop an inventory of known contaminated properties for reuse planning, with possible GIS application	0	0	0	0	0	0
Walkscore							
5	Measure Walkscore at 10 random residential addresses per Census tract, compare average, and improve upon overall score	0	0	0	0	0	0
Zoning							
5	Adopt traditional neighborhood design ordinance (if population is less than 10,500)	0	0	0	0	0	0
5	Zoning for office and retail districts permits floor-area ratio > 1, on average.	0	0	0	0	0	0
5	Zoning for office and retail districts requires floor-area ratio > 1, on average.	0	0	0	0	0	0
5	Zoning code includes mixed-use districts	0	0	0	0	0	5
5	Mixed-use language from Smart Code TBA.	0	0	0	0	0	0
NATURAL RESOURCE MANAGEMENT Natural resource management strategies seek to conserve, preserve, protect and promote a community's greenspace, wildlife, wetlands and waterways for this and future generations by promoting pervious surfaces and adequate setbacks.							
Canopy							
3	Adopt tree preservation ordinance per ITLC standard	0	0	0	0	0	3
3	Set a tree canopy goal and develop a management plan to achieve it	0	0	0	0	0	3
4	Have a Master Naturalist, ISA Certified Arborist or WDNF Community Tree Management Institute (CTMI) graduate on staff	0	0	0	0	0	0
2	Have community tree canopy mapped - https://gis-cloud.com/wisconsin/	0	0	0	0	0	2
2	Require trees to be planted in all new developments	0	0	0	0	0	2
2	Certification as Tree City USA	0	0	0	0	0	2
2	Certification as Tree City Wisconsin Community	0	0	0	0	0	2
Vegetation Management							
10	Public properties and rights of way mowed or cleared only for safe sightlines and/or to remove invasive species.	0	0	0	0	0	10
10	Create community policy and BMP guidelines on minimizing chemical use during vegetation management of public and private properties	0	0	0	0	0	0
Water Protection							
6	Establish 75-foot natural vegetation zone by surface water	0	0	0	0	0	0






 Sustainability Strategies Scoresheet		   						
6	Inventor y wetlands and ensure no net annual loss.	0	0	0	0	0	0	0
Community Energy Use								
Community energy use strategies encourage energy efficiency and the use of renewable fuels to reduce total energy consumption throughout the community								
Community Energy Use Policies								
10	Adopt PACE ordinance(s)	0	0	0	0	0	0	0
10	Use PACE financing	0	0	0	0	0	0	0
5	Watt meters available to the public	0	0	0	0	0	0	0
5	Offer residents and businesses a mechanism to purchase shares of the electricity generated through a local renewable energy project (E.g. a community solar program)	0	0	0	0	0	0	0
5	Facilitate a group-buy program through which residents receive discounted, volume-based pricing on energy efficiency or renewable energy projects based on aggregated demand	0	0	0	0	0	0	0
3	Commit to achieving a science-based, community-wide GHG reduction goal	0	0	0	0	0	0	0
3	Adopt Residential Energy Conservation Ordinance (time-of-sale certification and upgrade)	0	0	0	0	0	0	0
Measuring Community Energy Use								
6	Work with local utilities to calculate total electricity and natural gas consumption annually, beginning with the fifth year before entering the program	0	0	0	0	0	0	0
5	Achieve milestone reductions in GHG emissions, as specified in the community's science-based GHG reduction goal	0	0	0	0	0	0	0
5	State of Wisconsin Energy Independent (EI) Community designation	0	0	0	0	0	0	0
MUNICIPAL ENERGY USE								
Municipal energy use strategies encourage municipal employees to conserve energy, preserve the environment, and decrease greenhouse gas emissions from municipal facilities, services, and vehicle fleets.								
Government Energy Use Policies								
5	Include transportation energy/emissions as criterion in RFPs for purchases of goods over \$10,000	0	0	0	0	0	0	0
2	Develop list of lighting, HVAC, and shell improvements to raise Energy Star Portfolio Manager or LEED EBDM score	0	0	0	0	0	0	0
10	Reduce motor fuels use for non-transit activities --	0	0	0	0	0	0	0






 Sustainability Strategies Scoresheet		   						
6	Provide transit passes at 50 percent or more off the regular price and/or provide parking cash-out options for local government employees.	0	0	0	0	0	0	0
6	Streetlights operate at 75 lumens/ft ² or higher	0	0	0	0	0	0	0
4	Streetlights are LED or functional equivalent	0	0	0	0	0	0	0
2	Establish a policy requiring that all major remodeling projects on municipal buildings result in the building receiving an ENERGY STAR score that is five points higher than the building's pre-remodel score	0	0	0	0	0	0	2
6	Commit to achieving a science-based GHG reduction goal for emissions resulting from all municipal operations	0	0	0	0	0	0	0
3	Incorporate energy use intensity (EUI) targets into the contracting process for all significant municipal construction projects	0	0	0	0	0	0	0
5	Establish policies requiring that all new municipal buildings achieve an ENERGY STAR score of 75 or higher	0	0	0	0	0	0	0
2	Municipal electricity purchases are at least 5 percentage points higher in renewable content than the statewide renewable portfolio standard requires. Calculation may include self-generated power and purchased offset	0	0	0	0	0	0	0
Measuring Government Energy Use								
2	Work with Energy Task Force (ET) to track municipal facilities -- Complete EPA Energy Star Portfolio Manager spreadsheet for government energy use. Or score existing buildings with LEED EBDM	0	0	0	0	0	0	0
3	Achieve milestone reductions in GHG emissions, as specified in the municipality's science-based GHG reduction goal	0	0	0	0	0	0	0
4	Calculate annual government fleet use of motor fuels, in gallons of petroleum and biofuels, beginning with the fifth year before entering the program	0	0	0	0	0	0	4
10	All new and renovated municipal buildings must meet LEED Silver or greater	0	0	0	0	0	0	10
WATER USE CONSERVATION								
Water Conservation strategy options set baselines and goals for water and energy performance in municipalities. They measure progress and promote water conservation by the government, business, and the community at-large.								
Water Conservation								
5	Track water and sewer use annually, beginning with fifth year before entering program, and develop plan for reductions	0	0	0	0	0	0	0
1	Develop a water loss control plan with targets below the 15% required by the state and include a system-wide water audit implementation and time table	0	0	0	0	0	0	0
2	Join EPA's WaterSense Program for water utilities or the Groundwater Guardian Green Sites program and promote them to local business	0	0	0	0	0	0	0

 Sustainability Strategies Scoresheet		   						
6	Use block rates and flat rates to encourage water conservation among residential, commercial, and industrial users.	0	0	0	0	0	0	0
3	Infiltration and inflow reduction by 10%.	0	0	0	0	0	0	0
3	Plan for replacing all toilets using > 1.6 gpi and annual progress sufficient to reach 90 percent replacement in 10 years.	0	0	0	0	0	0	0
Local Government Use								
3?	Install waterless urinals in men's restrooms at municipal facilities (city hall, parks, etc.)	0	0	0	0	0	0	0
2	All outdoor watering by local government, excluding parks and golf courses, from rain collection.	0	0	0	0	0	0	0
2	Develop a water efficiency and conservation plan for municipal building.	0	0	0	0	0	0	0
WATER AND WASTEWATER INFRASTRUCTURE MANAGEMENT								
Setting goals for the sustainable management of water and wastewater infrastructure reduces costs, saves energy, and ensures the protection of public health and the environment.								
5	Develop and implement asset management plans that set targets for the sustainable maintenance, operation and renewal of water and wastewater infrastructure.	0	0	0	0	0	0	0
5	Wastewater biogas captured and used in operations.	0	0	0	0	0	0	0
6	Conduct an energy assessment for municipal water and wastewater facilities and develop a plan to increase energy efficiency.	0	0	0	0	0	0	0
3	Financial assistance for sewer lateral replacements.	0	0	0	0	0	0	0
4	Set goals for increasing the recovery of resources from wastewater for energy generation (heat or electricity) and fertilizer.	0	0	0	0	0	0	0
4	Explore partnership options with high-strength waste.	0	0	0	0	0	0	0
4	Upgrade water and wastewater utility equipment (e.g., variable frequency drive motors) to achieve energy efficiency based on total life cycle, triple bottom line costs (e.g. maintenance and replacement strategies in asset management plans).	0	0	0	0	0	0	0
STORMWATER MANAGEMENT								
Stormwater Management strategy options encourage the use of best management practices to achieve a reduction in the amount of harmful pollutants introduced to our streams, rivers, and lakes.								
3	Develop a regular street sweeping program to reduce total suspended solids.	0	0	0	0	0	0	0
4	Stormwater utility fees offer credits for best management practices such as rain barrels, rain gardens, and pervious paving.	0	0	0	0	0	0	0
4	Inventory of paved surfaces (e.g., by GIS mapping), and develop a plan for reduction.	0	0	0	0	0	0	3
5	Work with commercial or light industrial businesses to develop stormwater pollution plans.	0	0	0	0	0	0	5

 Sustainability Strategies Scoresheet		   						
WATER AND DEVELOPMENT								
Water and Development strategy options link water conservation and the preservation of land, wetlands, and wildlife habitat while promoting compact development, restoration and rehabilitation efforts, and long-term abandonment.								
Land Development								
3	Identify key green infrastructure areas during plan development and/or implement a plan to acquire and protect key green infrastructure assets.	0	0	0	0	0	0	3
Waters, Wetlands, and Wildlife								
3	Replace concrete channels with re-meandered and naturalized creeks, wetlands, or swales.	0	0	0	0	0	0	3
4	Develop a system for identifying culverts that obstruct fish migration and install fish-friendly culverts where needed.	0	0	0	0	0	0	0
4	Provide incentives for protection of green infrastructure, sensitive areas, important wildlife habitat, or for the restoration or rehabilitation of wetlands or other degraded habitats such as tax credit toward open space or easement requirements.	0	0	0	0	0	0	0
WASTE MANAGEMENT AND REDUCTION								
Waste Management and Reduction strategy options encourage municipalities and their citizens to divert organics and recyclables from landfill and properly dispose of hazardous materials in an effort to reduce waste in a municipality.								
8	Community waste stream monitored at least annually. Waste reduction plan prepared and updated annually.	0	0	0	0	0	0	8
8	Waste and materials management plan based on "zero-waste" principles, with specific goals, prepared and updated annually.	0	0	0	0	0	0	0
3	Construction/deconstruction waste recycling ordinance.	0	0	0	0	0	0	0
5	Mandatory residential outside recycling pickup that covers paper, metal cans, glass and plastic bottles.	0	0	0	0	0	0	5
5	Develop a municipal collection program that encourages the diversion of food discards, yard materials, and other organics from landfill to composting or anaerobic digestion with energy recovery.	0	0	0	0	0	0	5
6	Develop and promote programs that dispose of household hazardous, medical, and electronic waste.	0	0	0	0	0	0	6
7	Use anaerobic digesters to process organic waste and produce energy.	0	0	0	0	0	0	0
5	Implement municipal ordinances requiring manufacturer takeback for fluorescent bulbs, thermostats and other mercury-containing devices.	0	0	0	0	0	0	0
4	Ordinances in place to reduce the usage of phone books as well as single-use shopping bags, styrofoam food containers and other disposable items.	0	0	0	0	0	0	0
4	Pay-as-you-throw system implemented by municipality or required of private waste haulers.	0	0	0	0	0	0	0

Max. Score	 Sustainability Strategies Scoresheet	   						
		0	0	0	0	0	0	3
3	Use public education and outreach to promote recycling, backyard composting, product re-use and waste reduction.	0	0	0	0	0	0	3
	HEALTHY COMMUNITY PLANNING Policies and projects related to incorporating health living into community design- whether by built form, programs, education, etc. in an effort to reduce trends in poor nutrition, inactive lifestyles, chronic diseases, such as obesity and heart disease, and other negative health risk factors.							
	Policies Affecting Multiple Program Areas							
7	Adopt a resolution that promotes Health in All Policies at the community level (e.g., HEAL Resolution). Include that educational campaigns supporting a program covered by the resolution are appropriately targeted to all of the populations addressed by the program.	0	0	0	0	0	0	0
8	Establish a Health Impact Assessments policy, including when an assessment is required and its scope.	0	0	0	0	0	0	0
	Planning							
7	Add health policies in 1 or more of the community's plans, including the comprehensive plan, long-range transportation plan, bicycle/pedestrian plan and open spaces/recreation plan (embedded or stand-alone chapter) or develop a comprehensive, community-wide wellness plan.	0	0	0	0	0	0	0
6	Site schools in the Comprehensive Plan for accessibility with existing or new bicycle and pedestrian infrastructure.	0	0	0	0	0	0	0
8	Encourage the formation and/or support of Neighborhood Improvement Districts (NIDs), Neighborhood Development Corporations, or other similar types of neighborhood reinvestment and enhancement strategies in plans or policies.	0	0	0	0	0	0	0
	Healthy Food Access							
7	Implement strategies (urban agriculture, community gardens on public land, diversified farmer's markets, expanded traditional retail food options, ordinances to allow urban chickens and beekeeping and vegetable gardening in rights of way) that help increase fresh food access in the community, in particular in areas with food insecurity (e.g., "food deserts" and "food swamps"), including access by EBT and WIC participants.	0	0	0	0	0	0	0
6	Create a Food System Plan that addresses the production, distribution, value-added, marketing, end-market, and disposal of food, and charge a new or existing governmental body to oversee the plan's implementation.	0	0	0	0	0	0	0
	Physical Activity and Access							
5	Provide an on-street and/or off-street trail network connecting recreational areas in the community (e.g. safe routes to parks) and other trip generators, such as shopping malls, ensuring all neighborhoods are included in planning and implementation.	0	0	0	0	0	0	0

Max. Score	 Sustainability Strategies Scoresheet	   						
		0	0	0	0	0	0	4
4	Encourage pedestrian and bicycle use connections from front door of businesses or apartments to a public sidewalk and/or bike lane ensuring connections to all neighborhoods.	0	0	0	0	0	0	4
4	Provide education and establish programming to encourage physical activity, especially by youth.	0	0	0	0	0	0	0
7	Establish an expanded public transit that serves commuters from all neighborhoods and major parks and recreation facilities, and has racks on vehicles for carrying bicycles.	0	0	0	0	0	0	0
5	Require sidewalks in new residential areas and establish a policy for adding sidewalks, as appropriate, in areas built out without sidewalks.	0	0	0	0	0	0	0
2	Implement a Complete Streets policy.	0	0	0	0	0	0	0
5	Provide recreation programs for youth, adults, senior citizens and disabled persons.	0	0	0	0	0	0	5
5	Establish a pedestrian safety task force.	0	0	0	0	0	0	0
	Housing							
6	Adopt ordinances and programs to maintain a healthy housing stock (code enforcement, landlord licenses, volunteer program, truth-in-housing disclosure before sale, etc.).	0	0	0	0	0	0	6
5	Allow life cycle or adaptable housing options, such as "aging in place", accessory dwelling units, Universal or Inclusive Design, Dementia-Friendly Communities, Age-Friendly Communities, etc.	0	0	0	0	0	0	0
8	Establish a program to make housing more affordable.	0	0	0	0	0	0	0
5	Establish a program to address chronic homelessness, such as "permanent housing".	0	0	0	0	0	0	0
	Crime Prevention and Other Harm Reduction							
4	Use by policy, ordinance or practice, Crime Prevention Through Environmental Design and active threat planning to make public spaces, such as recreational space, crime free.	0	0	0	0	0	0	0
5	Establish and implement Harm Reduction strategies for alcohol outlet density and sexual oriented establishments (e.g. zoning limitations).	0	0	0	0	0	0	0
5	Adopt an ordinance or policy that requires tobacco-free and e-cigarette free apartments or places limitations on such structures.	0	0	0	0	0	0	0
6	Adopt an ordinance or policy that promotes tobacco-free and e-cigarette free parks and/or public events on local government-owned property.	0	0	0	0	0	0	0
	Climate Change							

Max. Score	 Sustainability Strategies Scoresheet	   							
		1	2	3	4	5	6	7	
5	Create and implement a climate change action plan that includes a carbon footprint study, and health-related components on reducing air pollution from combustion of fossil fuels and responding to heat episodes and flooding, focusing in particular on most vulnerable populations.	0	0	0	0	0	0	0	
	Noise								
5	Adopt an ordinance, including conditional use permits, on noise abatement for various zoning districts.	0	0	0	0	0	0	5	
	Employee Health								
5	Implement a wellness program for employees of the local jurisdiction.	0	0	0	0	0	0	5	
5	Encourage or partner with others, such as the Chamber of Commerce, etc., to advance workplace wellness programs within the community.	0	0	0	0	0	0	0	
	Placemaking								
5	Support placemaking at varying scale (neighborhood to major city facility) and permanence (temporary to permanent) through programming, financial support and removal of regulatory barriers to promote healthy living and social capital in the community.	0	0	0	0	0	0	0	
5	Adopt form-based codes or similar type design guidelines for healthy active living environments.	0	0	0	0	0	0	0	
	Waste/Pharmaceuticals								
6	Establish partnerships to reduce waste pharmaceuticals generated in the community and to efficiently collect remaining wastes to prevent their abuse and entry into solid waste or wastewater.	0	0	0	0	0	0	6	
653	TOTAL POSSIBLE	0	0	0	0	0	0	141	0